

AR15 ARMORER'S MASTER KIT™

SUPERIOR TOOLS & KNOW-HOW TO BUILD, REPAIR OR CUSTOMIZE YOUR AR15 WITH THE BEST TOOLS FOR THE JOB.

This kit of Master Grade Tools and how-to information equips you to confidently tackle everything from building your own gun from the ground up to customizing or modifying an existing gun. With better tolerances, materials and expanded capability, every tool is carefully designed to make each job as simple and easy to execute as possible. Housed in a professional tool case and equipped with step-by-step instructions, you will be able to work smarter and create better guns regardless of your experience level.



KEEPS TOOLS SECURELY ORGANIZED IN A PROFESSIONAL, PURPOSE-BUILT STORAGE CASE



ALL THE TOOLS YOU NEED

- Armorer's Master Wrench with Replacement Hammer Heads
- Lug-Lok Upper Vise Block
- Smart-Fit AR15 Lower Vise Block
- AR15 Master Bench Block
- Torque Wrench
- Easy-Grip Handguard Tool
- AR15 Pivot Pin Tool
- AR15 Pivot Lock
- AR15 Pin Punch Set
- Pin Alignment Tool
- Accu-Grip Picks
- Bore Illuminator/Safety Flag
- Front Sight Adjuster Tool
- Professional Tool Case

AR15

MASTER GRADE BUILD TOOLS

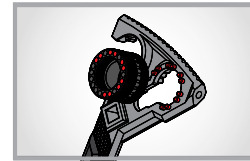
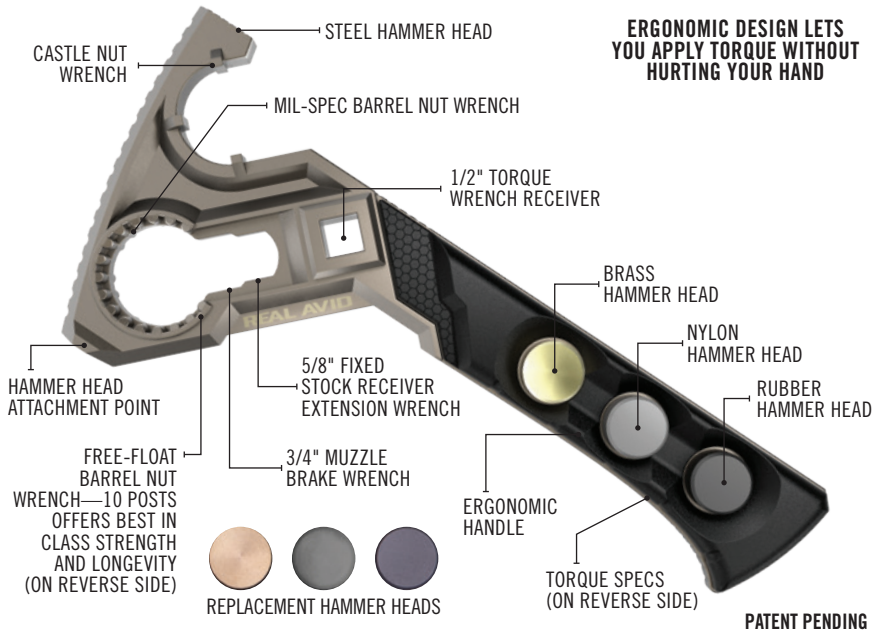
INCLUDED FREE
STEP-BY-STEP DETAILED
INSTRUCTIONS FOR THE
TOP 18 AR15 MODIFICATIONS



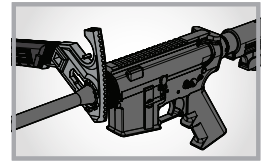
AR15 ARMORER'S MASTER KIT™

ARMORER'S MASTER WRENCH™

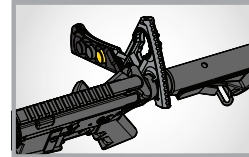
Smarter, stronger, ergonomic. It fits your hand and your gun – precisely. It sets the new standard for strength, precision fitment and ergonomic intelligence. Wrenches seat squarely for a no-slip fit on stubborn barrel nuts, castle nuts, muzzle brakes or fixed stock receiver extensions. Industry first torque wrench attachment location is optimally positioned to provide consistent torque for all nuts. As a bonus, interchangeable hammer heads make the Armorer's Master Wrench a "Master" hammer as well! This is the right tool for the job...and for you.



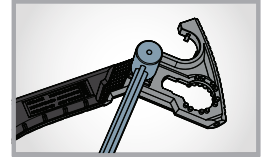
Barrel nut wrench precisely fits free-float style barrel nuts



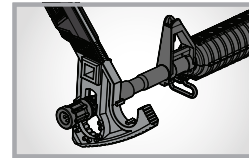
Barrel nut wrench precisely fits Mil-Spec style barrel nuts



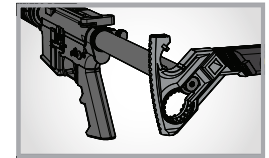
Castle nut wrench specifically designed to work around Mil-Spec and aftermarket end plates



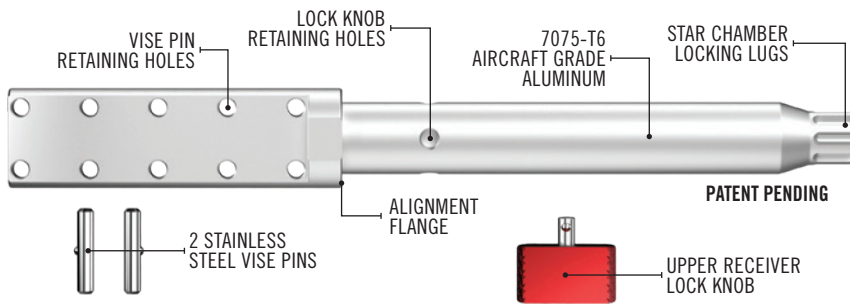
1/2" torque wrench receiver optimally located for accurate results



3/4" wrench fits most muzzle brakes

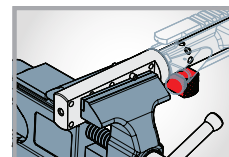
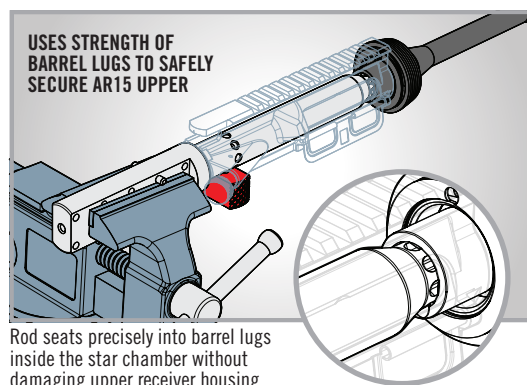


5/8" wrench fits fixed stock receiver extensions (buffer tubes) and some muzzle brakes

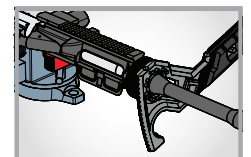


LUG-LOK UPPER VISE BLOCK™

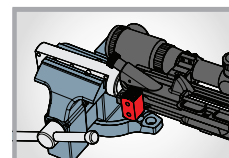
The Lug-Lok is the safest and smartest way to lock down an AR15 upper into a bench vise. It is precision machined and precisely fits into all Mil-Spec uppers. It mates perfectly with the barrel lugs, while allowing you to rotate the upper to be able to work on different sides. There are 2 vise pins that allow you to hold the upper at multiple working angles. A locking knob keeps Lug-Lok seated into the barrel lugs.



Vise Pins allow the upper to be positioned at different user-selected working angles and prevent unwanted rotation



Barrel lugs absorb the pressure of torquing barrel nuts and flash suppressors – not the upper receiver housing

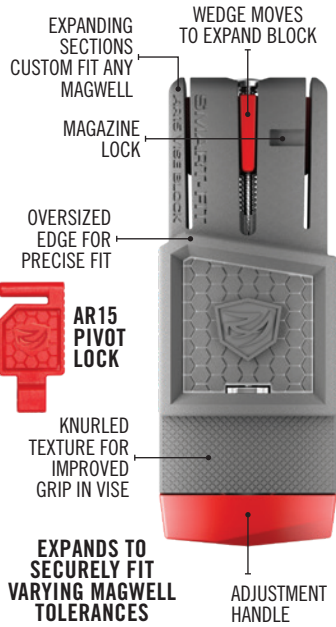


Users can rotate the upper to optimal position for building, accessorizing or making fine adjustments to optics

AR15 ARMORER'S MASTER KIT

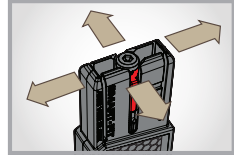


AR15 ARMORER'S MASTER KIT™

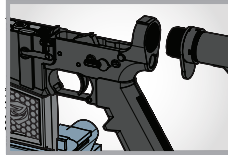


SMART-FIT® AR15 VISE BLOCK

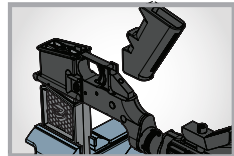
Adjusts for a tight fit in any AR15 magwell. Provides a stable, no-wiggle foundation for working on lowers. Makes sloppy loose-fitting blocks a thing of the past. Simply insert into magwell, twist knob until tight and place in bench vise. Can also be used on an inverted lower to install pistol grips. A Pivot Lock is included to hold the gun open for hassle free cleaning of the bore and chamber.



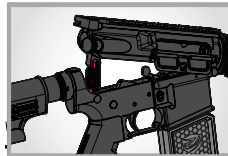
Base rotates to expand block for no-wiggle fit



Steady base for installing or removing buffer tubes



Invert lower for installing pistol grip



Pivot Lock holds gun open for optimal cleaning angle

AR15 PIN PUNCH SET

Every standard and roll pin punch needed to build or work on an AR15.

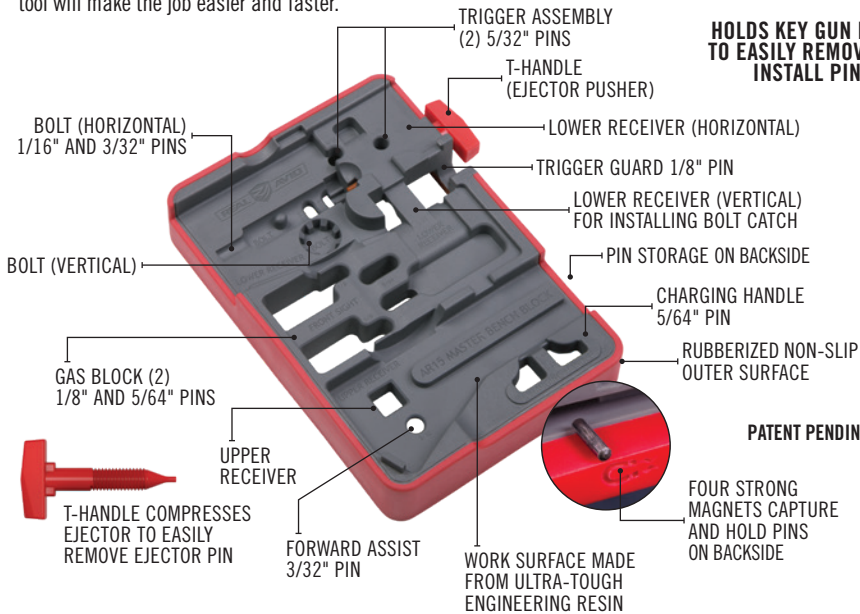
- 1/16" roll pin, 5/64" roll pin, 3/32", 1/8", 1/8" roll pin, 5/32"
- Staking punch
- 3/32" Bolt catch roll pin starter and roll pin punch
- 5/16" non-marring finishing punch
- Pin Alignment Tool

ARMORER'S AR15 PIN PUNCH SET WITH PIN ALIGNMENT TOOL

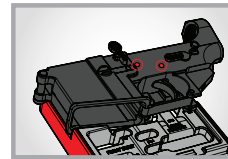


AR15 MASTER BENCH BLOCK™

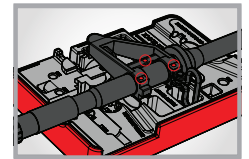
The most capable and versatile bench block ever made for the AR15. It holds 5 key gun components in 8 different orientations, enabling you to knock out and install 13 different pins. Wrapped in overmolding, it grips the bench without sliding around. Four strong magnets capture pins as they are knocked out. This "extra hand" tool will make the job easier and faster.



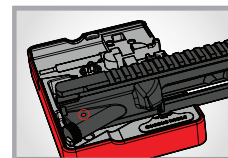
HOLDS KEY GUN PARTS TO EASILY REMOVE AND INSTALL PINS



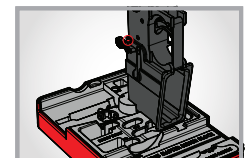
Trigger Assembly and Trigger Guard



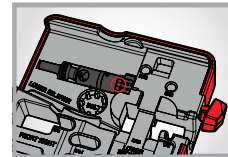
Gas Block



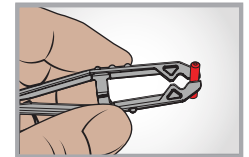
Forward Assist



Bolt Catch



Bolt Extractor and Bolt Ejector



Pin Alignment Tool holds even the smallest pins precisely



ADVANCED MASTER GRADE TOOLS PLUS DETAILED GUN DIY INSTRUCTIONS TO CUSTOMIZE YOUR AR15.

⚠ WARNING: This product can expose you to chemicals including Lead, which is known to the state of California to cause cancer and birth defects or reproductive harm. For more information, go to www.P65Warnings.ca.gov.



5480 NATHAN LANE NORTH, SUITE 120
MINNEAPOLIS, MN 55442 800.286.0567
info@realavid.com | RealAvid.com
© 2020 REVO BRAND GROUP, LLC.

